

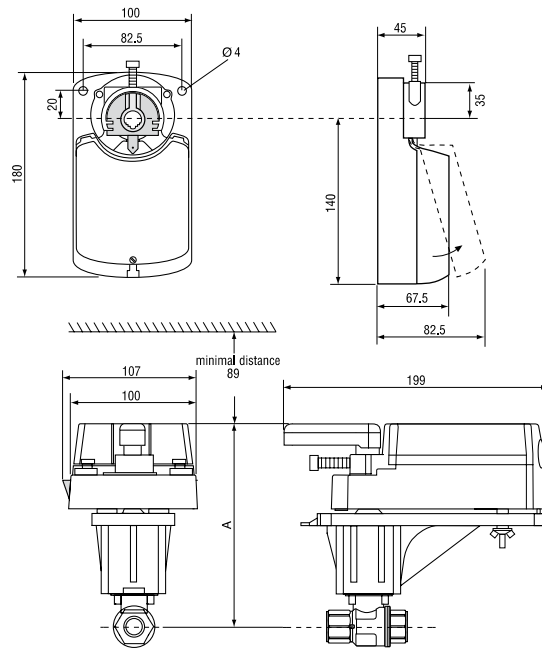
BAS1.(S) / BAS2.(S)
ON-OFF and Floating Ball Valves Actuator

Application

These electric actuators are designed for operating **JOVENTA JV Ball Valves**, by the means of the **ZAK2 linkage kit**.

Features

- ON/OFF or Floating control
- Load-independent running time
- Up to 5 actuators in parallel operation possible
- Plug-in terminal block connection
- Simple mount with ball valves adapter **ZAK2**
- Selectable direction of rotation
- Manual release button
- 2 adjustable auxiliary switches
- Automatic shut-off at end position (overload switch)



Dimensions in mm

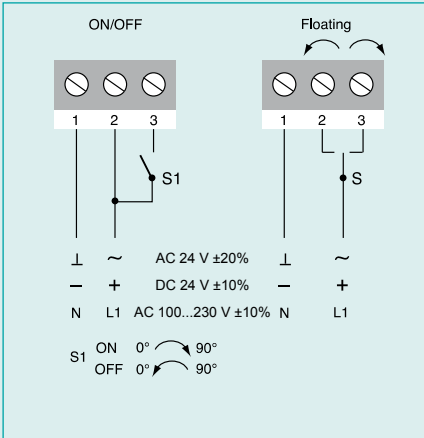
Type	A
DN15	160
DN20	160
DN25	162
DN32	173
DN40	177
DN50	182

Ordering Codes

Codes	Descriptions
BAS1	AC/DC 24 V with cable
BAS1.S	AC/DC 24 V, with 2 auxiliary switches and cable
BAS2	AC 100...230 V with cable
BAS2.S	AC 100...230 V, with 2 auxiliary switches and cable

BAS1.(S) / BAS2.(S)
ON-OFF and Floating Ball Valves Actuator

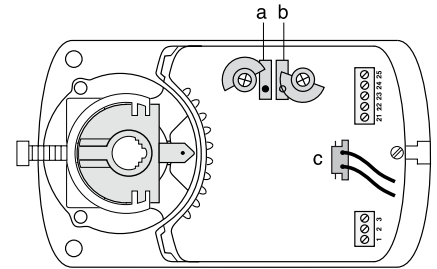
Wiring Diagrams



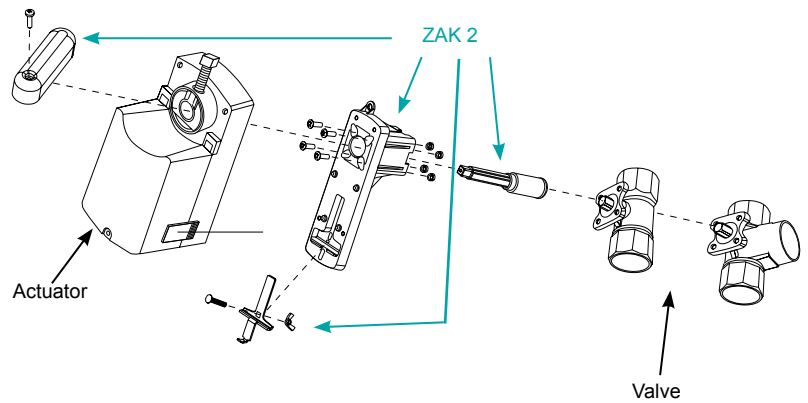
Setting the auxiliary switches

Factory setting
Switch **a** at 10°
Switch **b** at 80°

The switching position
can be manually changed
to any required position
by turning the ratchet



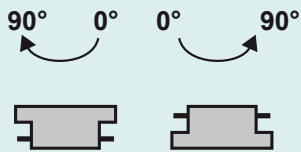
Mounting Instruction onto Ball Valve



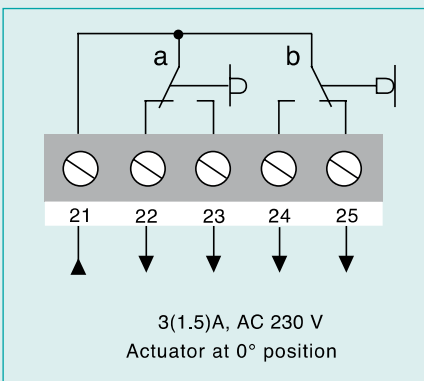
Changing the direction of rotation

The direction of rotation can be changed
by reversing plug **c**.

Factory setting:



Auxiliary Switches (S)



BAS1.(S) / BAS2.(S)
ON-OFF and Floating Ball Valves Actuator

Technical Specifications

Actuator	BAS1(S)	BAS2(S)
Torque	8 Nm	
Running Time OPEN	30 s	
Running Time CLOSE	30 s	
Supply Voltage	AC 24 V ± 20% / DC ± 10%	AC 100...230 V ± 15%
Frequency	50-60 Hz	
Power Consumption		
- Running	2.5W	3.2W
- At end position	0.5W	0.3W
Dimensioning	5.0 VA / 3.4 A @ 2 ms	5 VA (110) 7.5 VA (230)
Control Signal	ON/OFF or Floating	
Position Signal	None	
Angle of rotation/Working range	90° (93°mech.)	
Angle of rotation/Limitation	None	
Auxiliary Switches	2 x SPDT	
- S1 setting range	5°...85° < adjustable	
- S2 setting range	5°...85° < adjustable	
Cable	1.0 m halogen-free	
- Motor	3-Wire 1-2-3	
- Switches	5-Wire 21-22-23-24-25	
Life time	60.000 rotations	
Noise level	45 dB (A)	
Protection Class	II	
Degree of Protection	IP 54	
Mode of Action	Type 1	
Ambient conditions		
- Operating temperature	-20...+50 °C	
- Storage temperature	-30...+60 °C	
- Humidity	5...95% r.F. no condensed	
Weight	1.1 Kg	
Service	Maintenance-free	
CE Compliance	Johnson Controls, Inc., declares that these products are in compliance with the essential requirements and other relevant provisions of the EMC Directive 2004/108/EC and Low Voltage Directive 2006/95/EC	

Building Efficiency

Headquarters: Milwaukee, Wisconsin, USA
Branch Offices: Principal Cities World-wide

Johnson Controls® and Joventa® are registered trademarks of Johnson Controls, Inc.
All other marks herein are the marks of their respective owners.

© Copyright 2013 Johnson Controls, Inc. All rights reserved. Any unauthorized use or copying is strictly prohibited.